

























Marked by			
			
Presentation			
Spelling			
Punctuation			
Sentences			
Paragraphs			
Vocabulary			
Ideas			
D.I.R.T			
			
			
			
Signed:                      Date:			

Marked by			
			
Presentation			
Spelling			
Punctuation			
Sentences			
Paragraphs			
Vocabulary			
Ideas			
D.I.R.T			
			
			
			
Signed:                      Date:			

Marked by			
			
Presentation			
Spelling			
Punctuation			
Sentences			
Paragraphs			
Vocabulary			
Ideas			
D.I.R.T			
			
			
			
Signed:                      Date:			

Marked by			
			
Presentation			
Spelling			
Punctuation			
Sentences			
Paragraphs			
Vocabulary			
Ideas			
D.I.R.T			
			
			
			
Signed:                      Date:			

Marked by			
	☹	☺	😊
Presentation			
Spelling			
Punctuation			
Sentences			
Paragraphs			
Vocabulary			
Ideas			
D.I.R.T			
☀			
🎯			
💭			
Signed:		Date:	

Your name here

I tick in the appropriate column for how the pupil has performed in each area.

Space for positive comments against the task's success criteria.

Space for targets to make progress.

Space for the pupil being assessed to reflect on their performance or ask questions to help them improve.

**Remember to only print multiples of page one!**

These slips can be used for teacher, peer or self-assessment!

If you have the budget, printing these onto sticker-paper makes for a lovely finish in-book, but a staple works just fine!

I tend to pre-print a bunch of these at the start of a half term, and there are always a few floating about my planner.

Thanks for the download! Come back soon!

